



ST VINCENT PALLOTTI PU COLLEGE


Pallotti Nilaya Road, Chelekere, Kalyan Nagar,
Bangalore - 560043.

Admission-2025 URL/Website link

<https://svpc.schoolphins.com/admission/>


Login Page

Admission Sign In - 2025-26




ST. VINCENT PALLOTTI PU COLLEGE

Registered Email/Mobile Number*

Password* 

SIGN IN

NEW REGISTRATION 


[Click here for help ?](#) [Forgot Password](#)

Note: For the best experience use "Google Chrome" Browser.

©2024-25 SchoolPhins The Wings of an Education.

STEP 1: Click on new registration button

Admission Registration - 2025-26 [Help ?](#)




ST. VINCENT PALLOTTI PU COLLEGE


Full Name (As per 10th standard records)*

Date of Birth*
dd-mm-yyyy

Mobile Number*

Email*

New Password* 

Confirm Password* 

REGISTER


[Click here for help ?](#) [Back to Login](#)

©2024-25 [SchoolPhins](#) The Wings of an Education.

➤ Enter the details and click "Register."


Step 2: Login with Credentials

Admission Sign In - 2025-26



ST. VINCENT PALLOTTI PU COLLEGE

Registered Email/Mobile Number*

Password* 

SIGN IN

NEW REGISTRATION

[Click here for help ?](#) [Forgot Password](#)

Note: For the best experience use "Google Chrome" Browser.

©2024-25 SchoolPhins The Wings of an Education.

Note:

- Login with credentials with was created in step 1.
- Login with email id or mobile number and password.

Step 3: Admission form

Schoolphins ST. VINCENT PALLOTTI PU COLLEGE, BANGALORE

Step I: Personal Details Admission Form : 2025-26

Full Name (As per 10th standard records)* Date of Birth* 10-12-2010

Place of Birth* Select State of Birth* CVBN District of Birth* Taluk of Birth*

Gender* MALE Student Email* Student Mobile Number

Select Nationality* INDIAN Select Religion* HINDU Caste* Select Category* 3B

RD Number Blood Group* B- Select Mother Tongue* DFG Physically Challenged? NO

Dyslexic? NO Aadhaar Number*

Upload Aadhaar Card/ Aadhaar Application Acknowledgment (Note: Maximum File Size 2MB. File format: JPG, JPEG, PNG)

Note:

- In step 3 fill details of Students, Parents and Guardians
 - Field mention with * are mandatory other are optional
 - Click next
- Document size should be max 200KB, if document size exceeds more Tool to compress : <https://compressjpeg.com/>

Step 4: School and Examination details (last studied)

Schoolphins ST. VINCENT PALLOTTI PU COLLEGE, BANGALORE

Step II : School and Examination Details (Last Studied) Admission Form : 2025-26

Name of the School* Address of the School* SATS No.*

Reg No.* UDISE PEN No.* Medium of Instruction*

Year of Passing (To be filled after result) Month of Passing (To be filled after result) No. of Attempt (To be filled after results)

Result* 10th Board Name*

Upload SSLC marks card copy / Attested Internet copy in JPEG/JPG format ONLY (Note: Maximum File Size 200KB)

Step 5: Combination and Language opted

Schoolphins ST. VINCENT PALLOTTI PU COLLEGE, BANGALORE ? ⌚ TEST

Step III : 📖 Combination and Language Admission Form : 2025-26

Language I
English

Select Course *

Select Stream *

Language II*

Other Details

Participated in Sports/Extra Curricular activities(Taluk/Dist/State level):
 Yes No

I would like to join
 NSS
 Rangers and Rovers
 Sports

«PREVIOUS NEXT»

- In Step 4, enter the school and examination details (last studied). In Step 5, enter the combination and language opted, then click "Submit."

Schoolphins ST. VINCENT PALLOTTI PU COLLEGE, BANGALORE ? ⌚ TEST

Step IV : ₹ Payment Admission Form : 2025-26

Application Fee

Rs. 500

Application fee is pending

PAY NOW

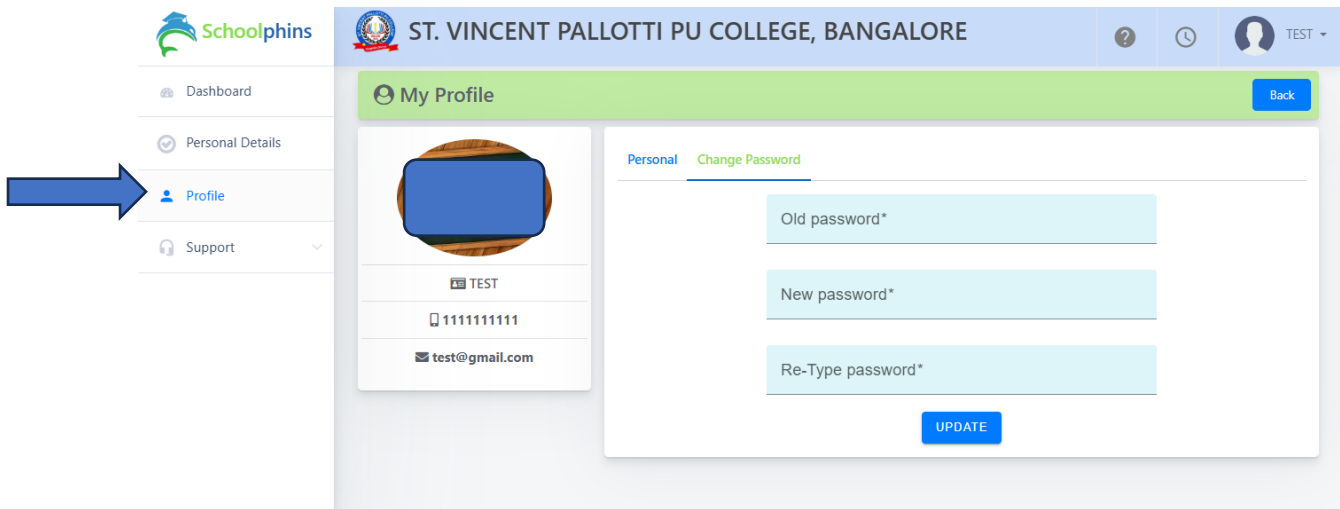
Payment History

Date	Paid Amt.	Tran Id	Status	Action
Fee Paid info not found.				

«PREVIOUS NEXT»

- Click on pay now proceed with the payment.

To change password



The screenshot displays the 'My Profile' page in the Schoolphins system. The page header includes the Schoolphins logo, the institution name 'ST. VINCENT PALLOTTI PU COLLEGE, BANGALORE', and user information 'TEST'. The left sidebar contains navigation options: Dashboard, Personal Details, Profile (highlighted with a blue arrow), and Support. The main content area is titled 'My Profile' and features a profile card with a placeholder image, the name 'TEST', phone number '1111111111', and email 'test@gmail.com'. To the right, the 'Change Password' form is visible, containing three input fields: 'Old password*', 'New password*', and 'Re-Type password*', followed by an 'UPDATE' button.

- Click on "Profile," then select "Change Password." Enter your old password, type in the new password, and click "Submit" to update.